

Notes:

If you have difficulties reproducing these results, check your analyzer set-up and ancillary equipment carefully, ensure your analyzer has had a recent calibration, and contact the analyzer manufacturer for help if necessary. If you still have significantly different results, please contact info@schiiit.com with a copy of your results so we can bring back your product and check it against our standard.

Summary

Balanced

Level and Gain	✓ PASSED
DC Level	✓ PASSED
Signal Analyzer 0dB	✓ PASSED
Signal Analyzer -20dB	✓ PASSED
Signal Analyzer -60dB	✓ PASSED
Signal Analyzer -120dB	✓ PASSED
Signal Analyzer -144dB	✓ PASSED
Frequency Response	✓ PASSED
Signal to Noise Ratio	✓ PASSED
THD+N	✓ PASSED
IMD Level Sweep (CCIF)	✓ PASSED
IMD Frequency Sweep (CCIF)	✓ PASSED
Crosstalk, One Channel Undriven	✓ PASSED
Bandpass Level Sweep	✓ PASSED

Single Ended

Level and Gain	✓ PASSED
DC Level	✓ PASSED
Signal Analyzer 0dB	✓ PASSED
Signal Analyzer -20dB	✓ PASSED
Signal Analyzer -60dB	✓ PASSED
Signal Analyzer -120dB	✓ PASSED
Signal Analyzer -144dB	✓ PASSED
Frequency Response	✓ PASSED
Signal to Noise Ratio	✓ PASSED
THD+N	✓ PASSED
IMD Level Sweep (CCIF)	✓ PASSED
IMD Frequency Sweep (CCIF)	✓ PASSED
Crosstalk, One Channel Undriven	✓ PASSED

Jitter

Jitter Level Sweep	✓ PASSED
--------------------	----------

Sequence Result:

Sequence Result: ✓ PASSED

APx Instrument

Instrument ID: 11571
Calibration Date: 3/23/2021
APx Version: 6.0.2.600.149330

Balanced : Signal Path Setup

Output Connector:	ASIO
Asio Device:	ASIO2WASAPI
Scaling Mode:	Digital
Output Sample Rate:	48.0000 kHz
Output Latency:	Auto
Buffer Size:	4800
Clock Source:	Internal clock
Input 1:	Analog Balanced
Input Bandwidth:	AC (<10 Hz) - 20 kHz (44.1 kHz SR)
Input EQ:	None
Channels:	2
Termination:	200 kohm
High Performance Sine Analyzer:	Enabled
Input 2:	None
Device Delay:	0.000 s
• References	
dBr G:	-20.000 dBFS
Shared Frequency Reference:	1.00000 kHz
Analog Input	
dBrA:	1.000 Vrms
dBrB:	1.000 Vrms
dBrA Offset:	0.000 dB
dBrB Offset:	0.000 dB
dB SPL1:	10.00 mVrms
dB SPL2:	10.00 mVrms
dB SPL1 Calibrator Level:	94.000 dB SPL
dB SPL2 Calibrator Level:	94.000 dB SPL
dBm (Input Power):	600.0 ohm
W(watts) (Input Power):	8.000 ohm
• DCX	
DCX is not detected.	
• Clocks	
Output Rate:	Track Output SR
Sync Out Level:	3.300 V

Sync Out Polarity: Normal
 Timebase Reference: Internal
 Jitter: Disabled
 • Triggers
 Source: Off
 Input Logic Level: 3.300 V
 Edge: Rising

Balanced : Level and Gain

Waveform: Sine
 Generator Level: -0.000 dBFS
 DC Offset: 0.000 D
 Frequency: 1.00000 kHz
 Low-pass Filter: Signal Path

RMS Level (8/26/2021 9:01:26.547 AM)

Ch1 4.032 Vrms
 Ch2 4.027 Vrms

Balanced : DC Level

Waveform: Sine
 Generator Level: $-\infty$ dBFS
 DC Offset: 0.000 D
 Frequency: 1.00000 kHz
 Delay Time: 100.0 ms
 Acquisition Time: 333.0 ms

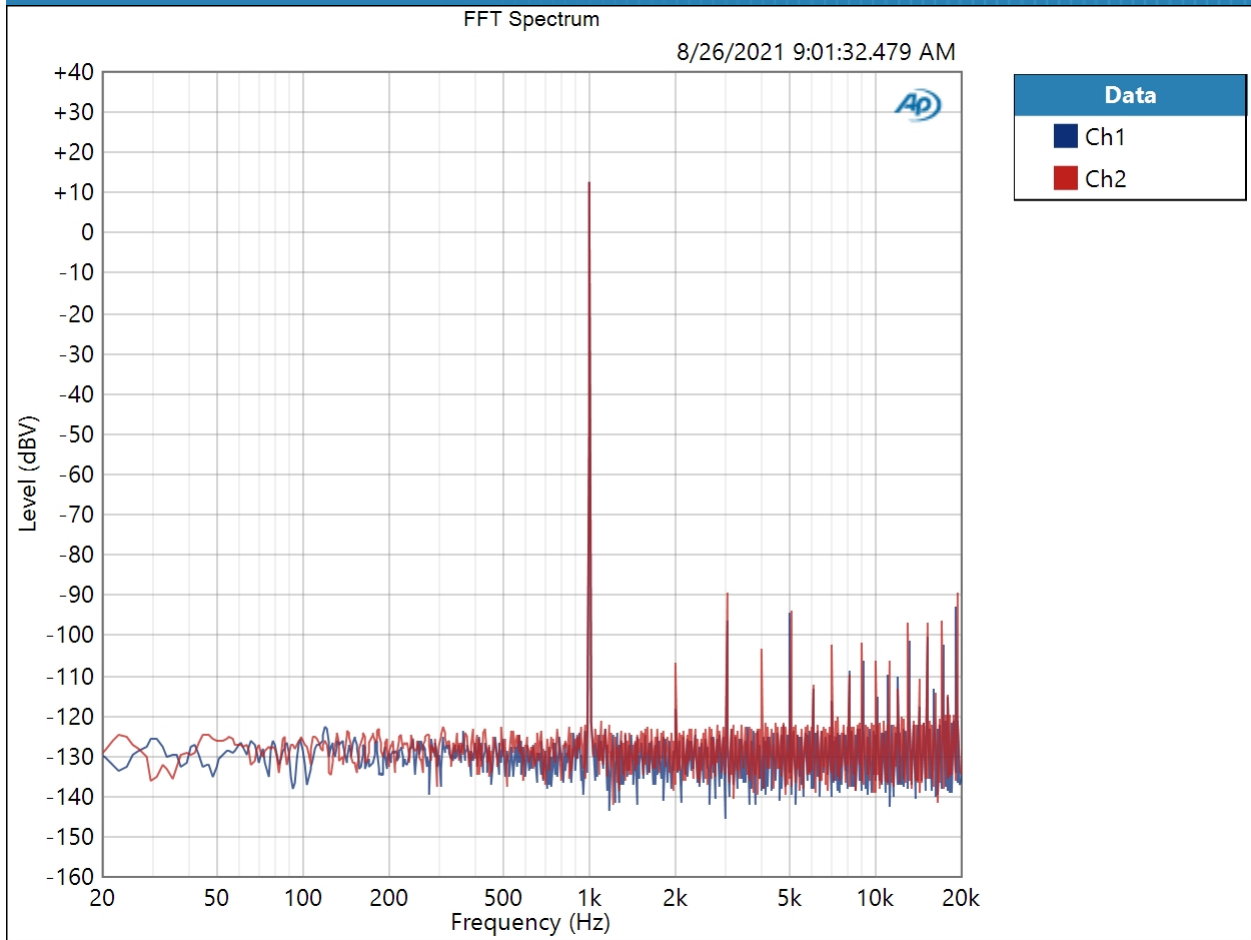
DC Level (8/26/2021 9:01:28.222 AM)

Ch1 8.252 mV
 Ch2 3.660 mV

Balanced : Signal Analyzer 0dB

Waveform: Sine
Generator Level: -0.000 dBFS
DC Offset: 0.000 D
Frequency: 1.00000 kHz
Secondary Source: None
Measured 1 8/26/2021 9:01:32 AM
Acquisition Type: Auto
Trigger: Free Run
Delay Time: 250.0 ms
Input Bandwidth: Use Signal Path
FFT Length: 32K
Averaging: Power
Averages: 3
Window: AP-Equiripple
Record Acquisition: False
Recording Type: Multiple Mono PCM (.wav)

FFT Spectrum (8/26/2021 9:01:32.479 AM)

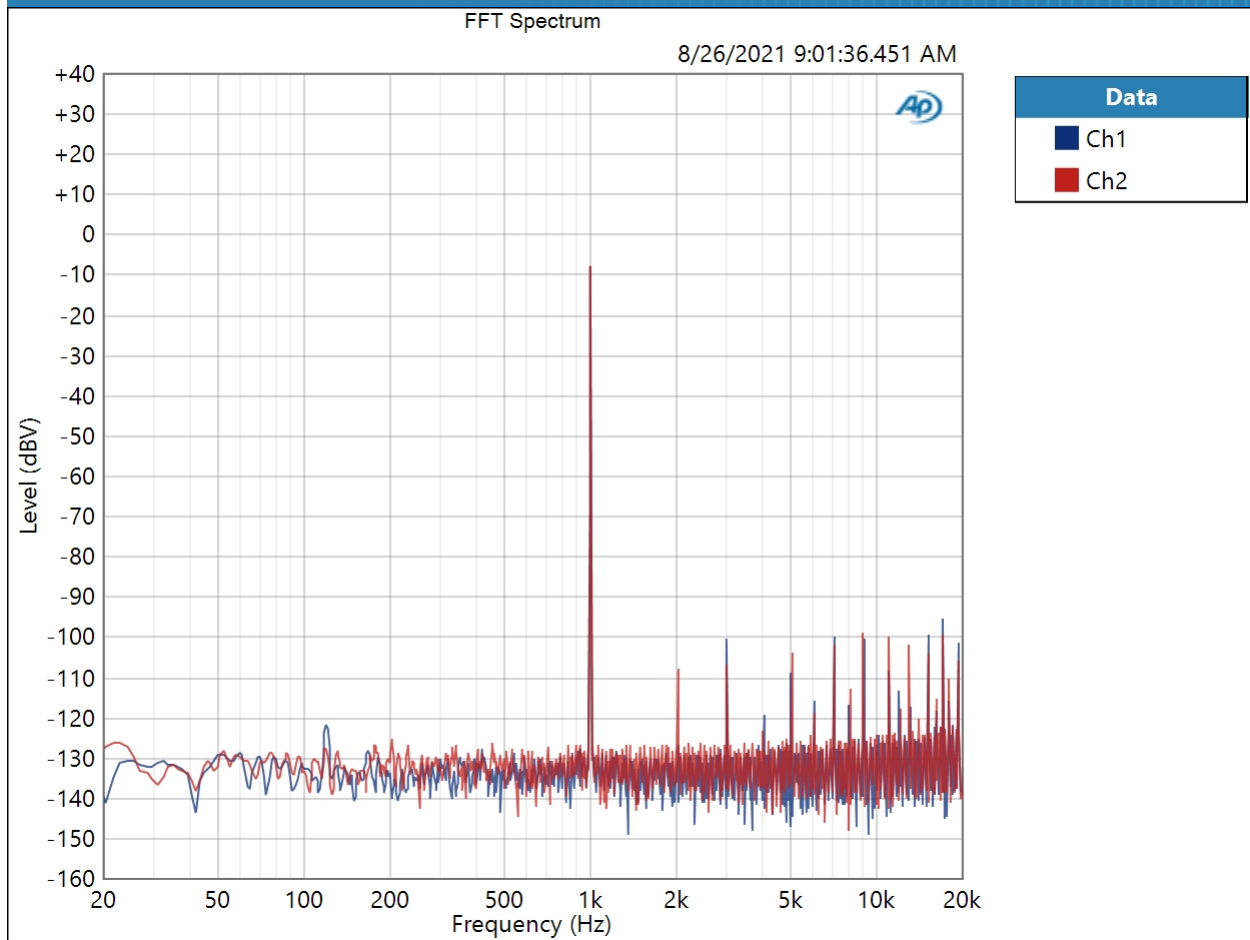


Result: PASSED

Balanced : Signal Analyzer -20dB

Waveform: Sine
Generator Level: -20.000 dBFS
DC Offset: 0.000 D
Frequency: 1.00000 kHz
Secondary Source: None
Measured 1 8/26/2021 9:01:36 AM
Acquisition Type: Auto
Trigger: Free Run
Delay Time: 250.0 ms
Input Bandwidth: Use Signal Path
FFT Length: 32K
Averaging: Power
Averages: 3
Window: AP-Equiripple
Record Acquisition: False
Recording Type: Multiple Mono PCM (.wav)

FFT Spectrum (8/26/2021 9:01:36.451 AM)

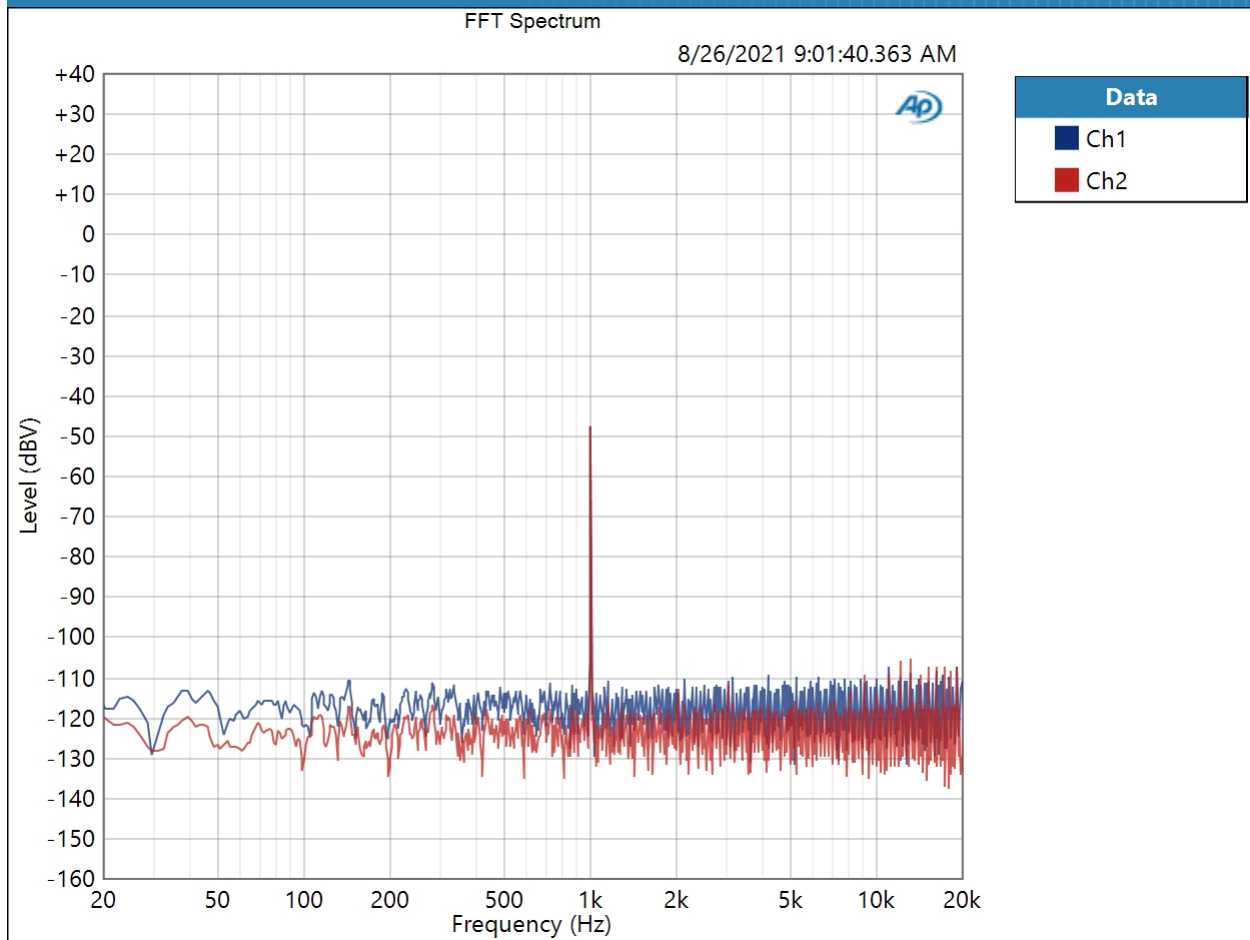


Result:  PASSED

Balanced : Signal Analyzer -60dB

Waveform: Sine
Generator Level: -60.000 dBFS
DC Offset: 0.000 D
Frequency: 1.00000 kHz
Secondary Source: None
Measured 1 8/26/2021 9:01:40 AM
Acquisition Type: Auto
Trigger: Free Run
Delay Time: 250.0 ms
Input Bandwidth: Use Signal Path
FFT Length: 32K
Averaging: Power
Averages: 3
Window: AP-Equiripple
Record Acquisition: False
Recording Type: Multiple Mono PCM (.wav)

FFT Spectrum (8/26/2021 9:01:40.363 AM)

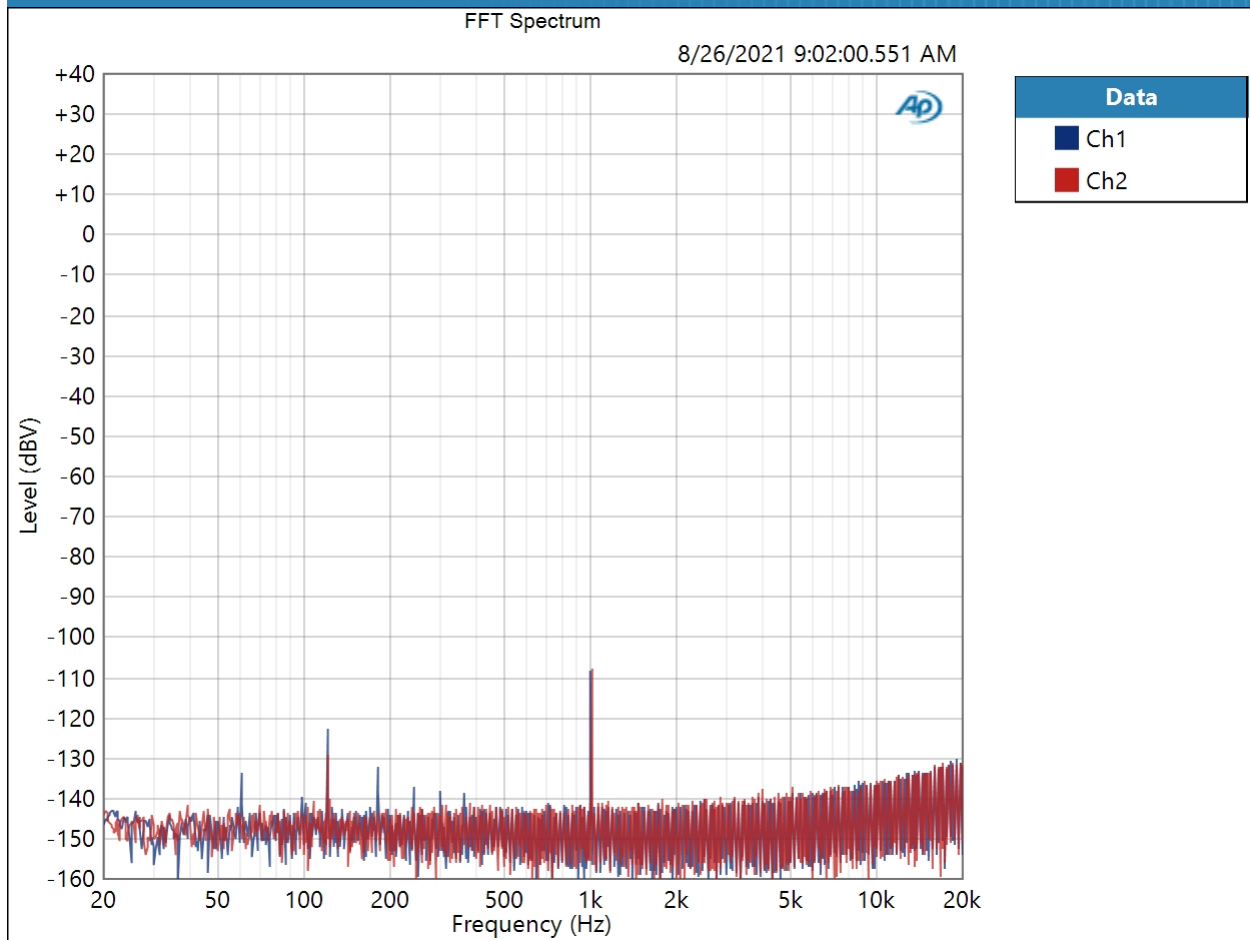


Result:  PASSED

Balanced : Signal Analyzer -120dB

Waveform: Sine
Generator Level: -120.000 dBFS
DC Offset: 0.000 D
Frequency: 1.00000 kHz
Secondary Source: None
Measured 1 8/26/2021 9:02:00 AM
Acquisition Type: Auto
Trigger: Free Run
Delay Time: 250.0 ms
Input Bandwidth: Use Signal Path
FFT Length: 256K
Averaging: Power
Averages: 3
Window: AP-Equiripple
Record Acquisition: False
Recording Type: Multiple Mono PCM (.wav)

FFT Spectrum (8/26/2021 9:02:00.551 AM)

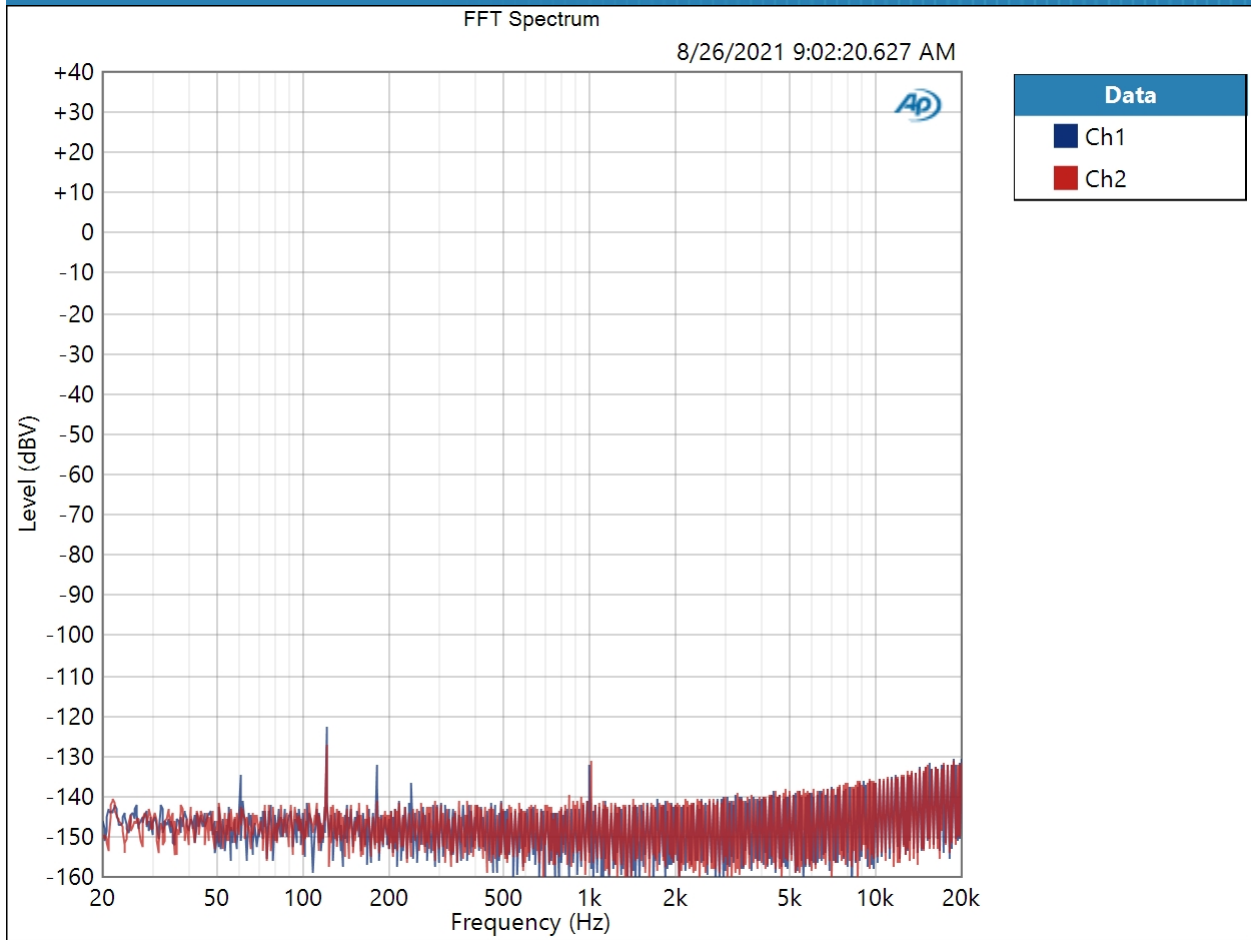


Result: PASSED

Balanced : Signal Analyzer -144dB

Waveform: Sine
Generator Level: -144.000 dBFS
DC Offset: 0.000 D
Frequency: 1.00000 kHz
Secondary Source: None
Measured 1 8/26/2021 9:02:20 AM
Acquisition Type: Auto
Trigger: Free Run
Delay Time: 250.0 ms
Input Bandwidth: Use Signal Path
FFT Length: 256K
Averaging: Power
Averages: 3
Window: AP-Equiripple
Record Acquisition: False
Recording Type: Multiple Mono PCM (.wav)

FFT Spectrum (8/26/2021 9:02:20.627 AM)

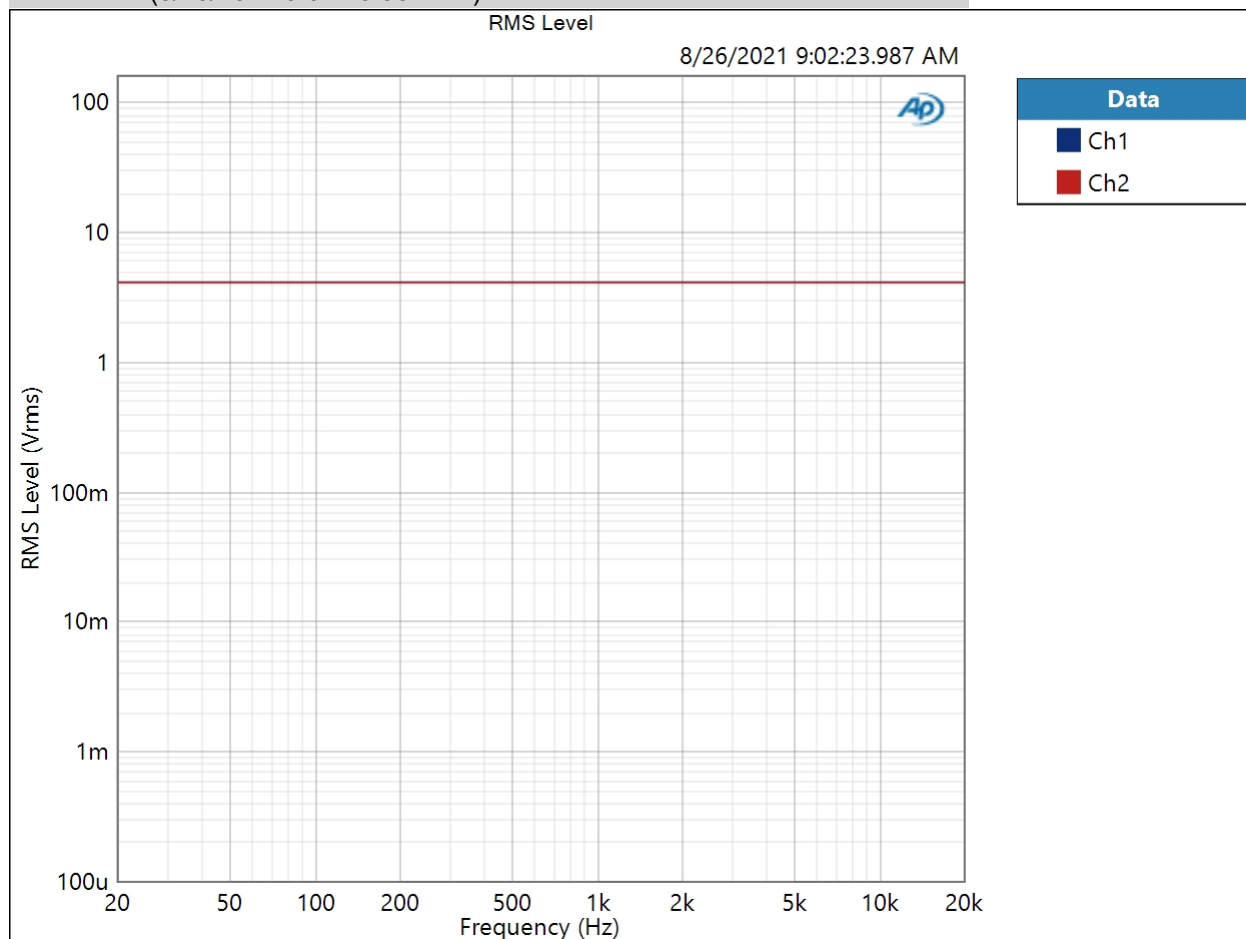


Result:  PASSED

Balanced : Frequency Response

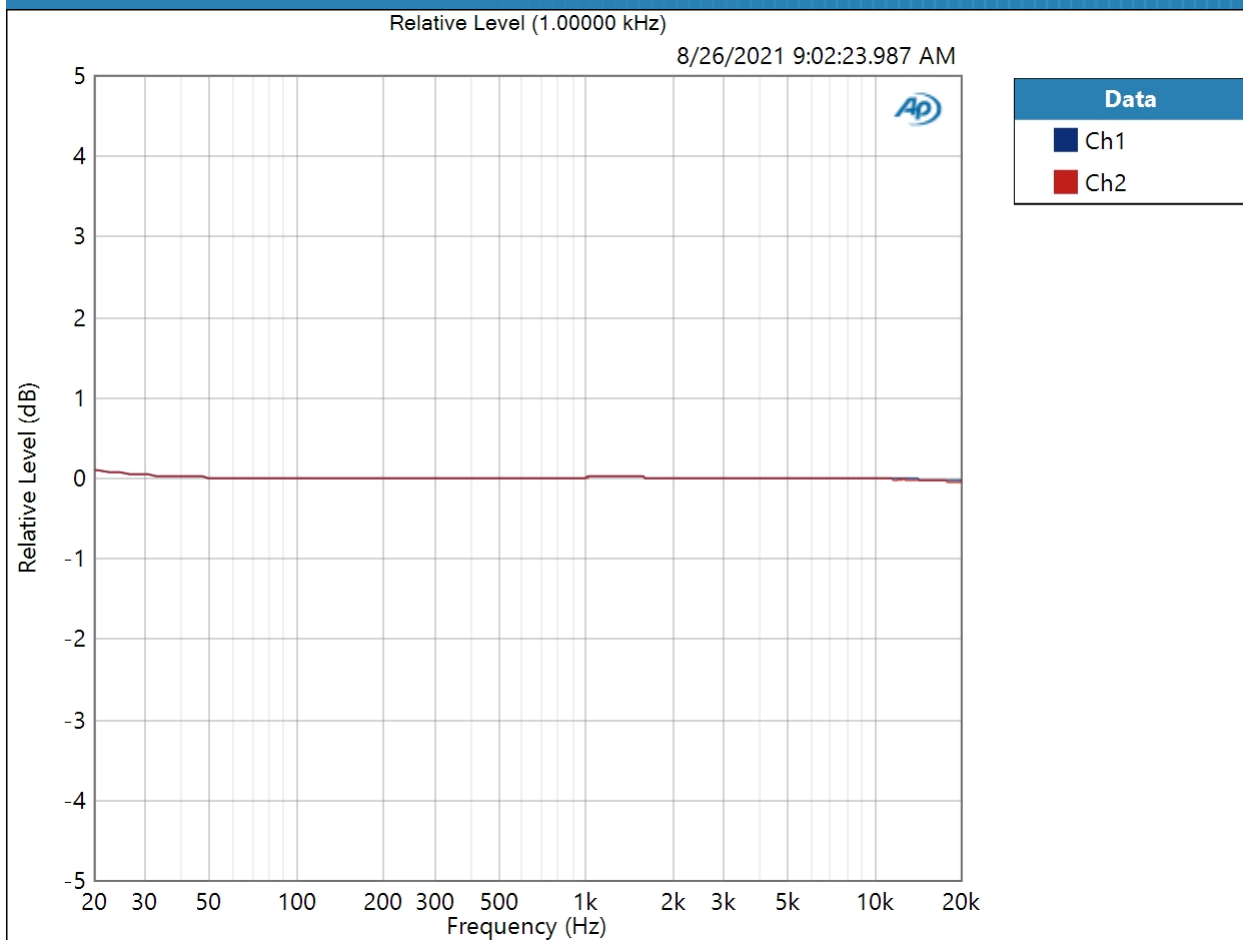
Start Frequency: 20.0000 Hz
 Stop Frequency: 20.0000 kHz
 Generator Level: -0.000 dBFS
 DC Offset: 0.000 D
 EQ: None
 Pre-Sweep: 100.0 ms
 Sweep: 350.0 ms
 Extend Acquisition By: 500.0 ms
 Secondary Source: None
 Measured 1 8/26/2021 9:02:23 AM

RMS Level (8/26/2021 9:02:23.987 AM)



Result: PASSED

Relative Level (1.00000 kHz) (8/26/2021 9:02:23.987 AM)



Relative Level (1.00000 kHz) Parameters

Mode: Normalized at Reference

Ref Frequency: 1.00000 kHz

Result: PASSED

Deviation (20.0000 Hz - 20.0000 kHz) (8/26/2021 9:02:23.987 AM)

Ch1 ± 0.074 dB

Ch2 ± 0.081 dB

Deviation (20.0000 Hz - 20.0000 kHz) Parameters

Min: 20.0000 Hz

Max: 20.0000 kHz

Balanced : Signal to Noise Ratio

Waveform: Sine
Generator Level: -0.000 dBFS
DC Offset: 0.000 D
Frequency: 1.00000 kHz
High-pass Filter: Elliptic
High-pass Frequency: 20 Hz
Low-pass Filter: Elliptic
Low-pass Frequency: 20 kHz
Weighting Filter: A-wt.

Signal to Noise Ratio (8/26/2021 9:20:07.801 AM)

Ch1 110.821 dB
Ch2 110.679 dB

Balanced : THD+N

Waveform: Sine
 Generator Level: -0.000 dBFS
 DC Offset: 0.000 D
 Frequency: 1.00000 kHz
 High-pass Filter: Elliptic
 High-pass Frequency: 20 Hz
 Low-pass Filter: Elliptic
 Low-pass Frequency: 20 kHz
 Weighting Filter: Signal Path
 Notch Tuning Mode: Measured Frequency

THD+N Ratio (8/26/2021 9:02:29.038 AM)

Ch1 0.001177 %
 Ch2 0.001762 %

THD Ratio (8/26/2021 9:02:29.038 AM)

Ch1 0.000918 %
 Ch2 0.001525 %

Noise Ratio (8/26/2021 9:02:29.038 AM)

Ch1 0.000748 %
 Ch2 0.000903 %

Distortion Product Ratio (8/26/2021 9:02:29.038 AM)

Channel	F	H2	H3	H4	H5	H6	H7	H8	H9	H10
	1.000k	2.000k	3.000k	4.000k	5.000k	6.000k	7.000k	8.000k	9.000k	10.00k
Ch1	-0.00	-125.82	-108.36	-126.44	-108.48	-124.53	-126.63	-125.84	-120.89	-126.20
Ch2	-0.00	-121.21	-101.74	-115.61	-104.60	-122.88	-116.67	-119.95	-117.94	-119.56

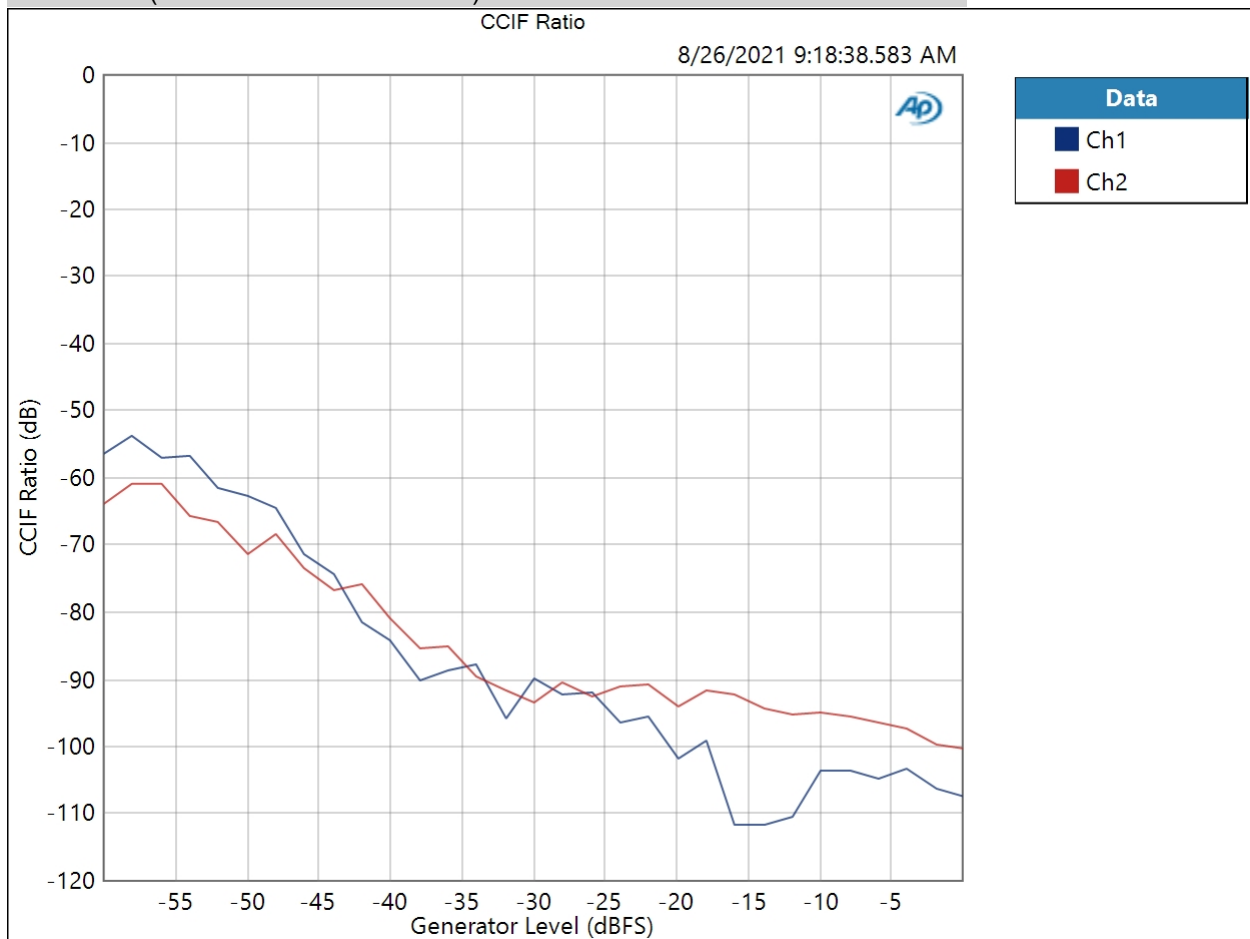
Distortion Product Ratio Parameters

Frequency Unit: Hz
 Ratio Unit: dB
 Channel: Ch1

Balanced : IMD Level Sweep (CCIF)

IMD Type: CCIF
 Mean Frequency: 12.5000 kHz
 Diff Frequency: 80.0000 Hz
 IMD Split: False
 Start Level: -60.000 dBFS
 Stop Level: -0.000 dBFS
 Step Type: Linear
 Number of Points: 31
 Step Size: +2.000 dBFS
 Mode: d2
 Measured 1 8/26/2021 9:18:38 AM

CCIF Ratio (8/26/2021 9:18:38.583 AM)

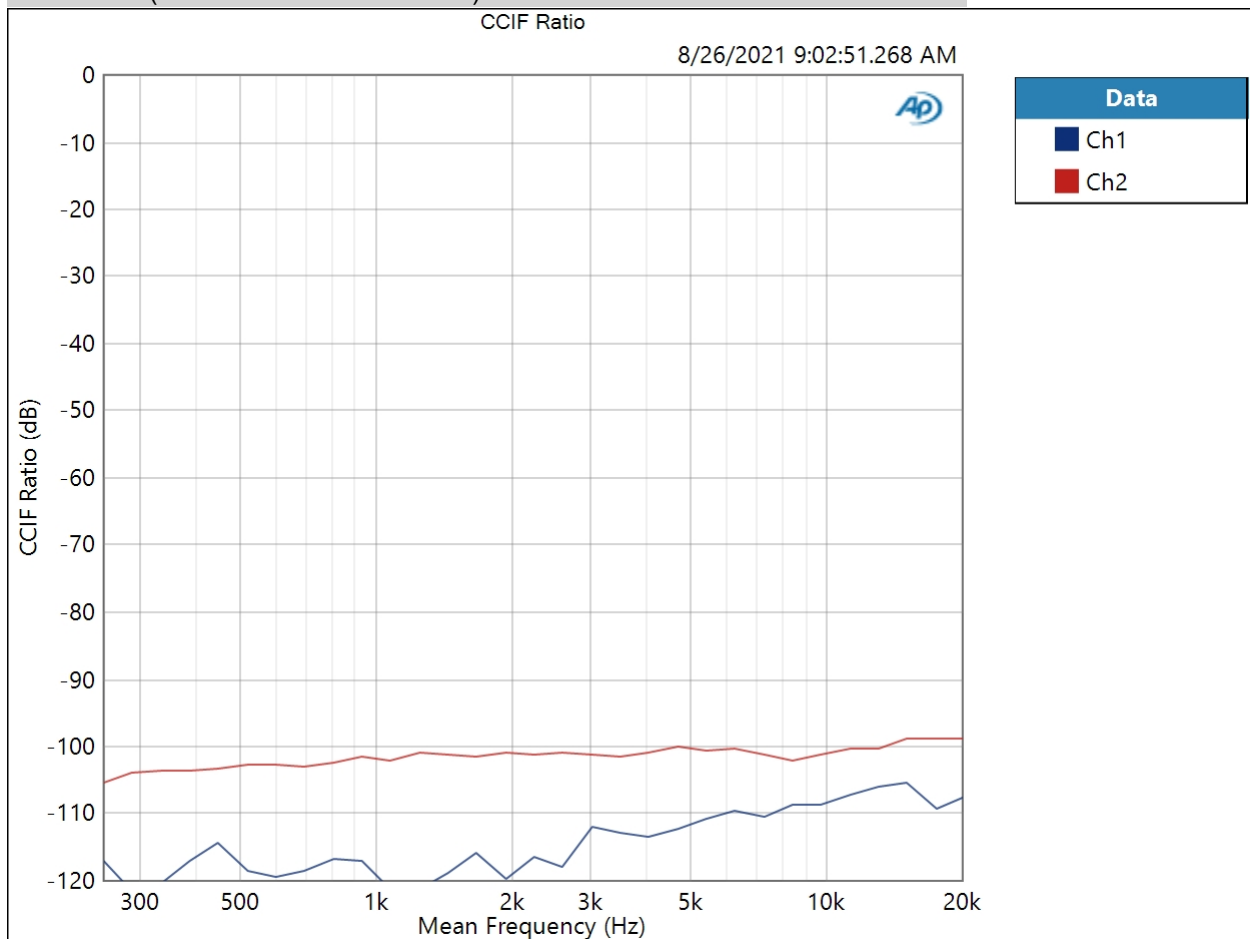


Result:  PASSED

Balanced : IMD Frequency Sweep (CCIF)

Generator Level: -0.000 dBFS
 DC Offset: 0.000 D
 Sweep Frequency: Mean Frequency
 Diff Frequency: 80.0000 Hz
 IMD Split: False
 Start Frequency: 20.0000 kHz
 Stop Frequency: 250.000 Hz
 Step Type: Logarithmic
 Number of Points: 31
 Mode: d2
 Measured 1 8/26/2021 9:02:51 AM

CCIF Ratio (8/26/2021 9:02:51.268 AM)



Result:  PASSED

Balanced : Crosstalk, One Channel Undriven

Waveform: Sine

Generator Level: -0.000 dBFS

DC Offset: 0.000 D

Frequency: 10.0000 kHz

Crosstalk (8/26/2021 9:02:56.320 AM)

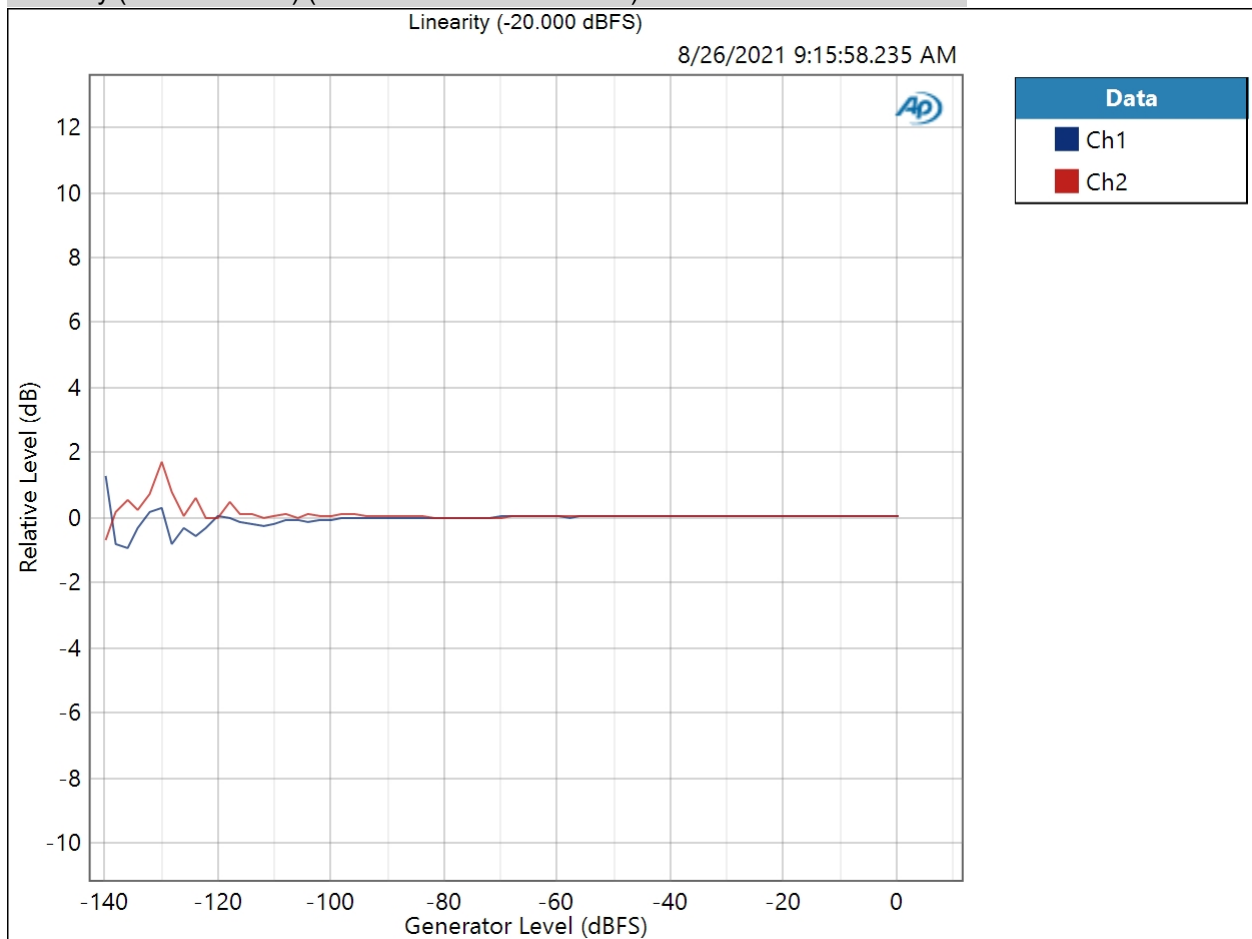
Ch1 -126.626 dB

Ch2 -119.193 dB

Balanced : Bandpass Level Sweep

Waveform: Sine
 Frequency: 1.00000 kHz
 Start Level: -140.000 dBFS
 Stop Level: -0.000 dBFS
 Step Type: Linear
 Number of Points: 71
 Step Size: +2.000 dBFS
 Offset: 0.000 D
 Selectivity: Window width
 Bandpass Tuning Mode: Generator Frequency
 Measured 1 8/26/2021 9:15:58 AM

Linearity (-20.000 dBFS) (8/26/2021 9:15:58.235 AM)



Linearity (-20.000 dBFS) Parameters

APx Report: Yggdrasil Less Is More (DAC8812)



Mode: Normalized at Reference

Relative Level: -20.000 dBFS

Result:  PASSED

Single Ended : Signal Path Setup

Output Connector:	ASIO
Asio Device:	ASIO2WASAPI
Scaling Mode:	Digital
Output Sample Rate:	48.0000 kHz
Output Latency:	Auto
Buffer Size:	4800
Clock Source:	Internal clock
Input 1:	Analog Unbalanced
Input Bandwidth:	AC (<10 Hz) - 20 kHz (44.1 kHz SR)
Input EQ:	None
Channels:	2
Termination:	100 kohm
High Performance Sine Analyzer:	Enabled
Input 2:	None
Device Delay:	0.000 s
• References	
dBr G:	-20.000 dBFS
Shared Frequency Reference:	1.00000 kHz
Analog Input	
dBrA:	1.000 Vrms
dBrB:	1.000 Vrms
dBrA Offset:	0.000 dB
dBrB Offset:	0.000 dB
dB SPL1:	10.00 mVrms
dB SPL2:	10.00 mVrms
dB SPL1 Calibrator Level:	94.000 dB SPL
dB SPL2 Calibrator Level:	94.000 dB SPL
dBm (Input Power):	600.0 ohm
W(watts) (Input Power):	8.000 ohm
• DCX	
DCX is not detected.	
• Clocks	
Output Rate:	Track Output SR
Sync Out Level:	3.300 V
Sync Out Polarity:	Normal

Timebase Reference: Internal
 Jitter: Disabled
 • Triggers
 Source: Off
 Input Logic Level: 3.300 V
 Edge: Rising

Single Ended : Level and Gain

Waveform: Sine
 Generator Level: -0.000 dBFS
 DC Offset: 0.000 D
 Frequency: 1.00000 kHz
 Low-pass Filter: Signal Path

RMS Level (8/26/2021 9:11:56.856 AM)

Ch1 2.013 Vrms
 Ch2 2.017 Vrms

Single Ended : DC Level

Waveform: Sine
 Generator Level: $-\infty$ dBFS
 DC Offset: 0.000 D
 Frequency: 1.00000 kHz
 Delay Time: 100.0 ms
 Acquisition Time: 333.0 ms

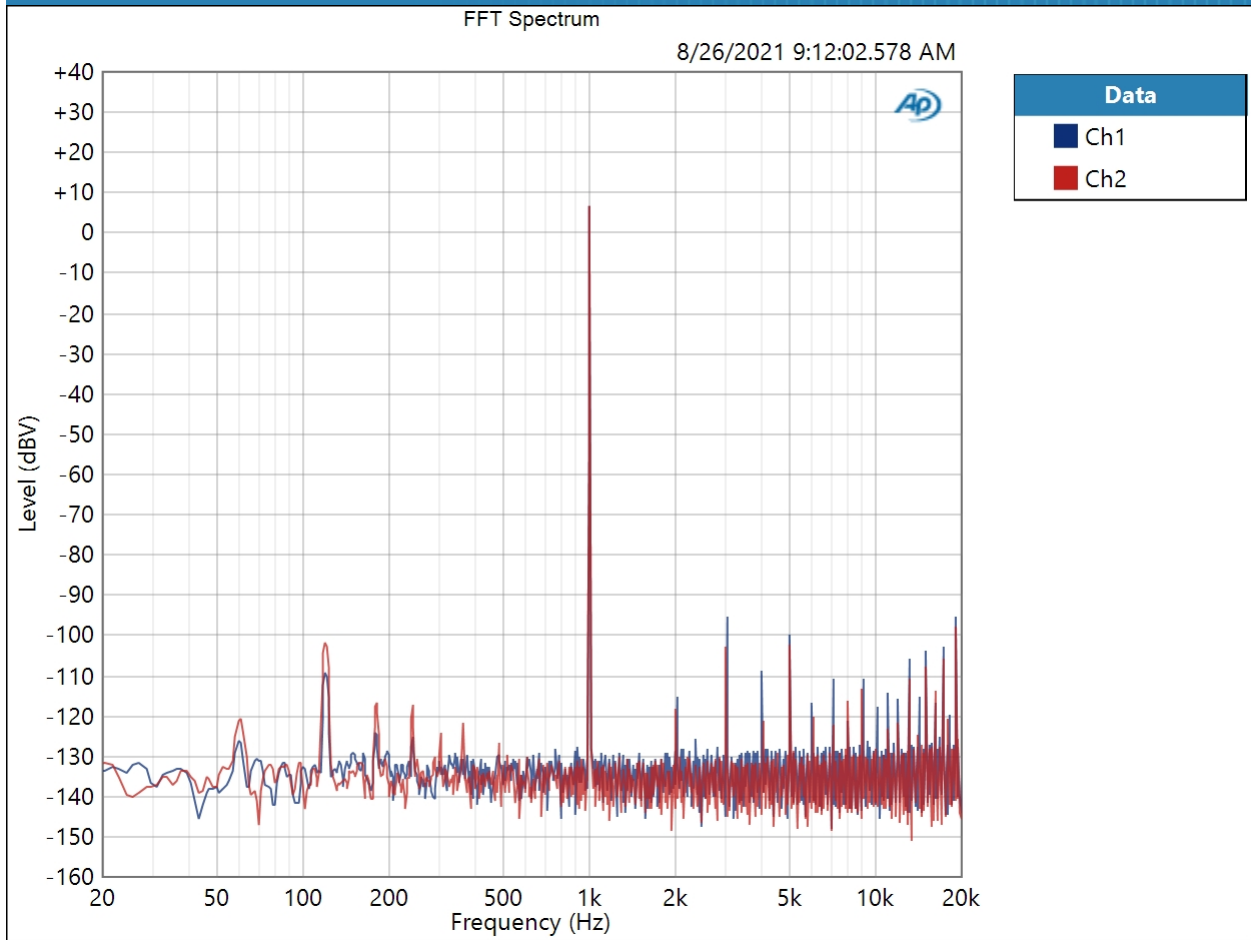
DC Level (8/26/2021 9:11:58.272 AM)

Ch1 1.604 mV
 Ch2 4.253 mV

Single Ended : Signal Analyzer 0dB

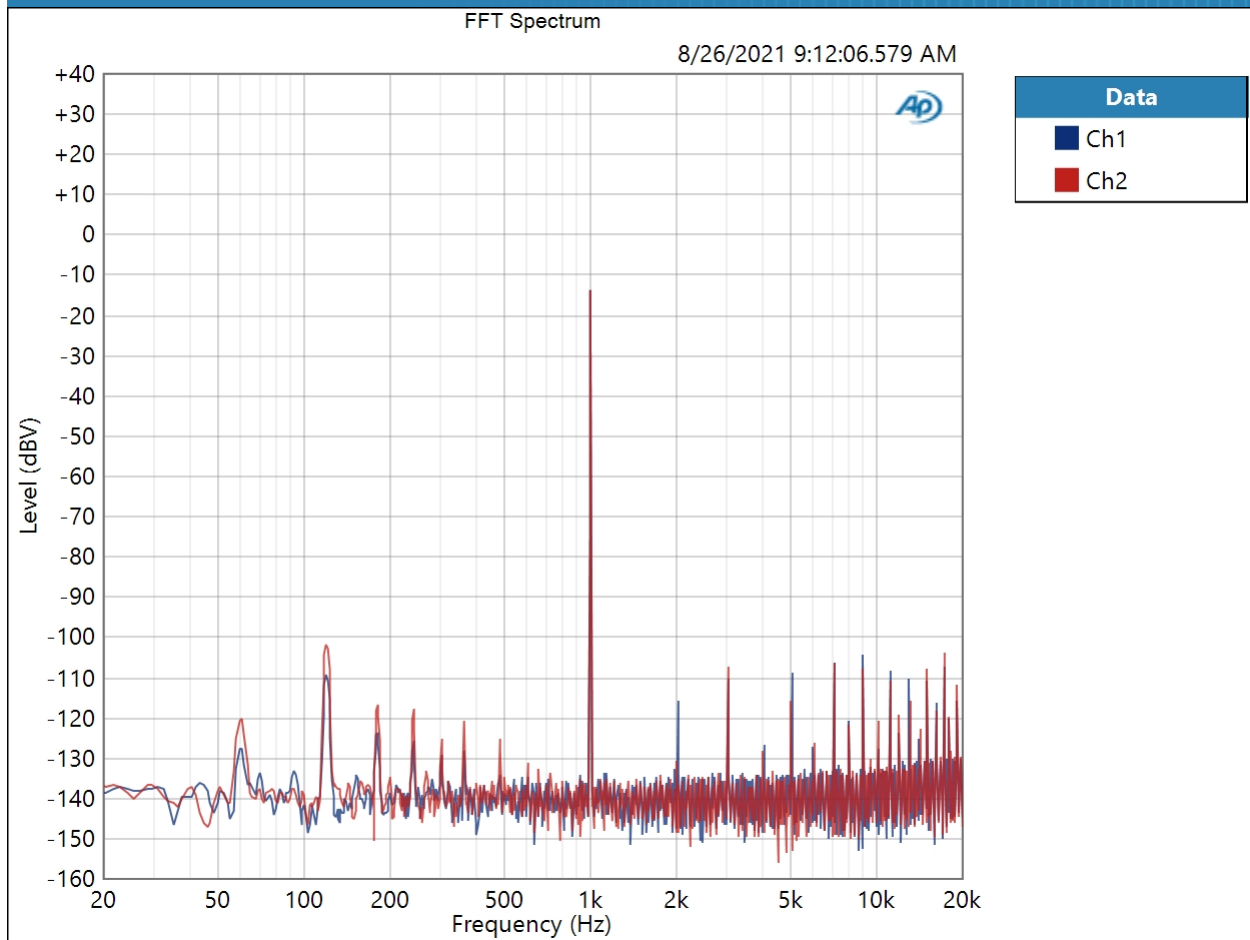
Waveform: Sine
Generator Level: -0.000 dBFS
DC Offset: 0.000 D
Frequency: 1.00000 kHz
Secondary Source: None
Measured 1 8/26/2021 9:12:02 AM
Acquisition Type: Auto
Trigger: Free Run
Delay Time: 250.0 ms
Input Bandwidth: Use Signal Path
FFT Length: 32K
Averaging: Power
Averages: 3
Window: AP-Equiripple
Record Acquisition: False
Recording Type: Multiple Mono PCM (.wav)

FFT Spectrum (8/26/2021 9:12:02.578 AM)



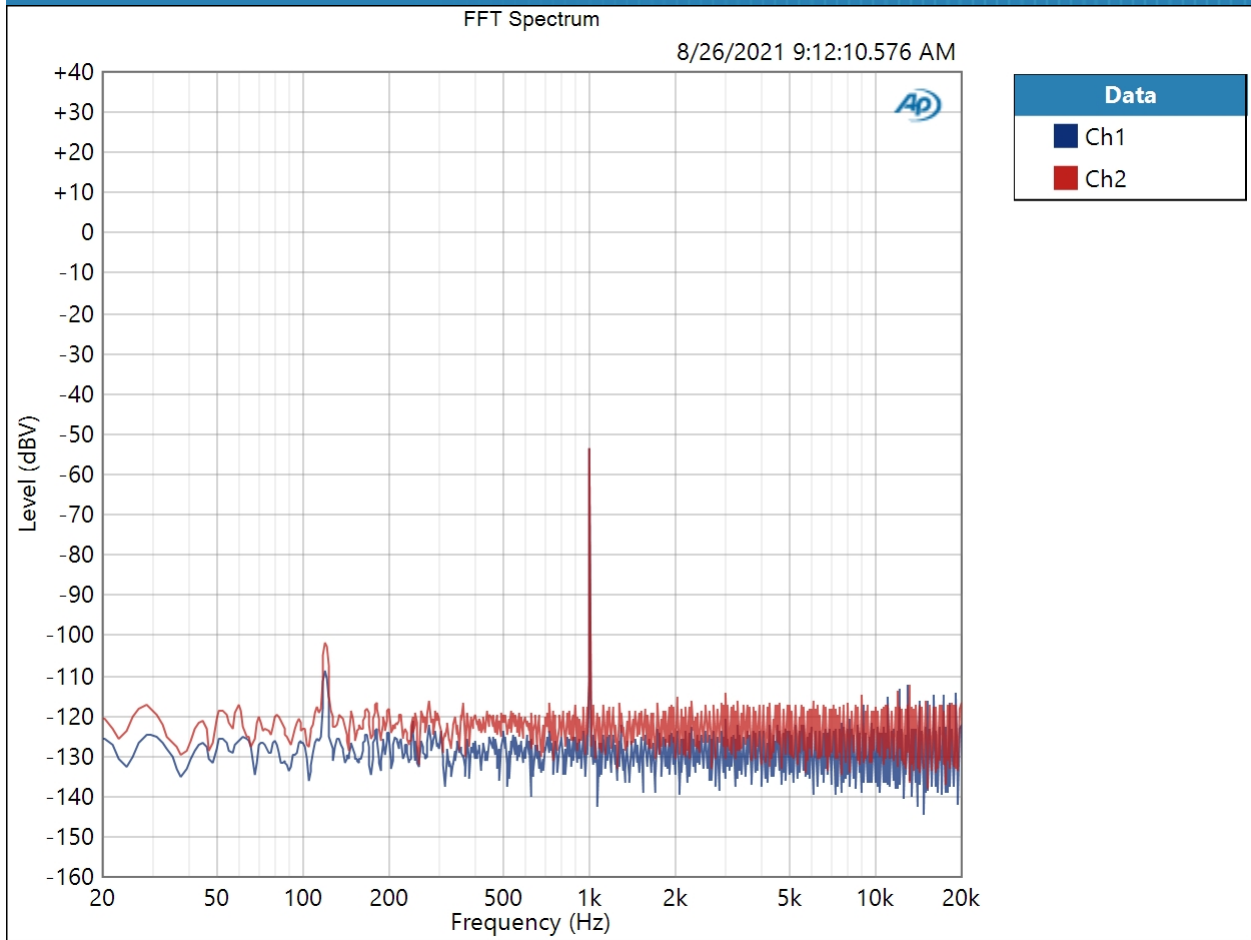
Result:  PASSED

Single Ended : Signal Analyzer -20dB
Waveform: Sine
Generator Level: -20.000 dBFS
DC Offset: 0.000 D
Frequency: 1.00000 kHz
Secondary Source: None
Measured 1 8/26/2021 9:12:06 AM
Acquisition Type: Auto
Trigger: Free Run
Delay Time: 250.0 ms
Input Bandwidth: Use Signal Path
FFT Length: 32K
Averaging: Power
Averages: 3
Window: AP-Equiripple
Record Acquisition: False
Recording Type: Multiple Mono PCM (.wav)
FFT Spectrum (8/26/2021 9:12:06.579 AM)



Result: PASSED

Single Ended : Signal Analyzer -60dB
Waveform: Sine
Generator Level: -60.000 dBFS
DC Offset: 0.000 D
Frequency: 1.00000 kHz
Secondary Source: None
Measured 1 8/26/2021 9:12:10 AM
Acquisition Type: Auto
Trigger: Free Run
Delay Time: 250.0 ms
Input Bandwidth: Use Signal Path
FFT Length: 32K
Averaging: Power
Averages: 3
Window: AP-Equiripple
Record Acquisition: False
Recording Type: Multiple Mono PCM (.wav)
FFT Spectrum (8/26/2021 9:12:10.576 AM)

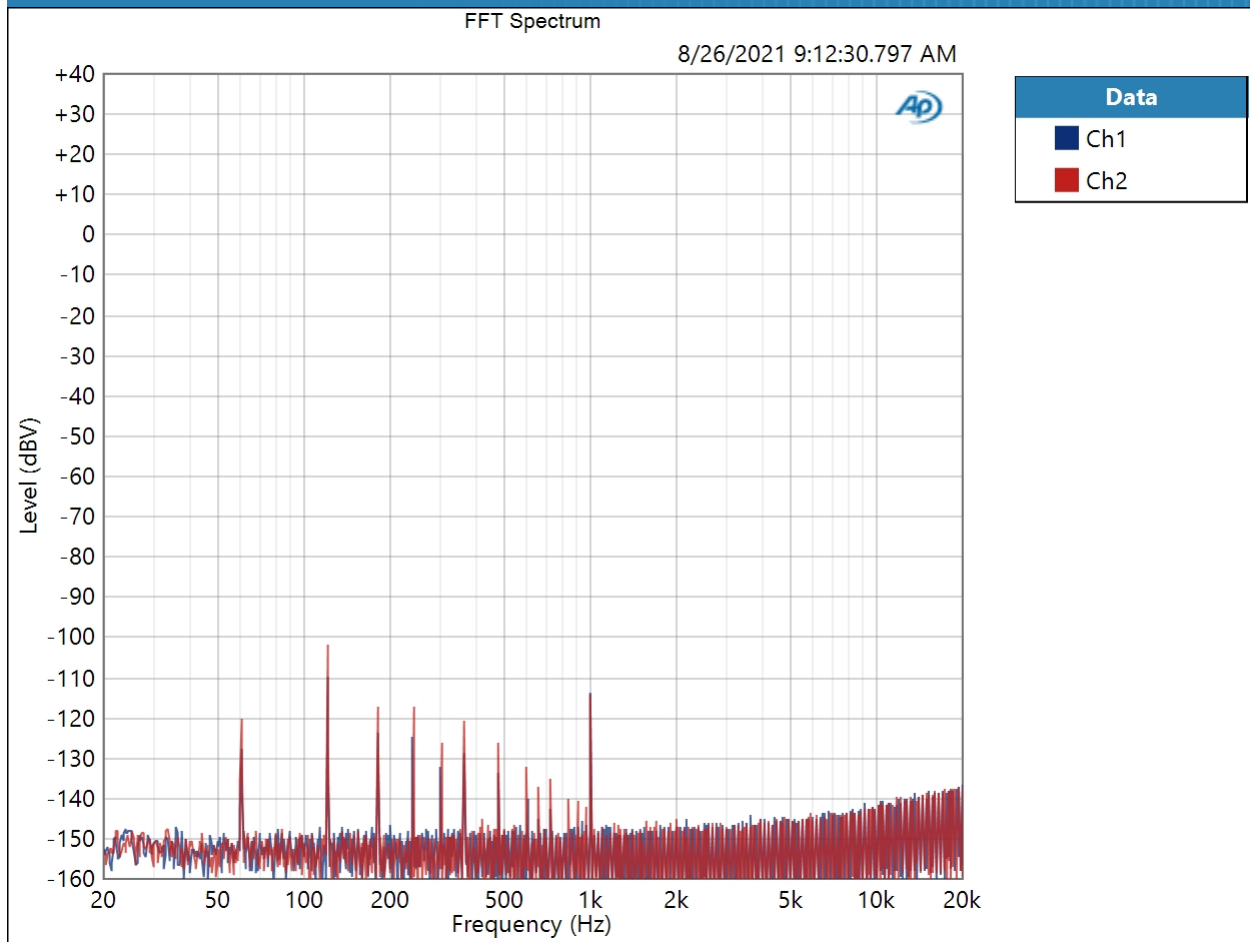


Result: PASSED

Single Ended : Signal Analyzer -120dB

Waveform: Sine
Generator Level: -120.000 dBFS
DC Offset: 0.000 D
Frequency: 1.00000 kHz
Secondary Source: None
Measured 1 8/26/2021 9:12:30 AM
Acquisition Type: Auto
Trigger: Free Run
Delay Time: 250.0 ms
Input Bandwidth: Use Signal Path
FFT Length: 256K
Averaging: Power
Averages: 3
Window: AP-Equiripple
Record Acquisition: False
Recording Type: Multiple Mono PCM (.wav)

FFT Spectrum (8/26/2021 9:12:30.797 AM)

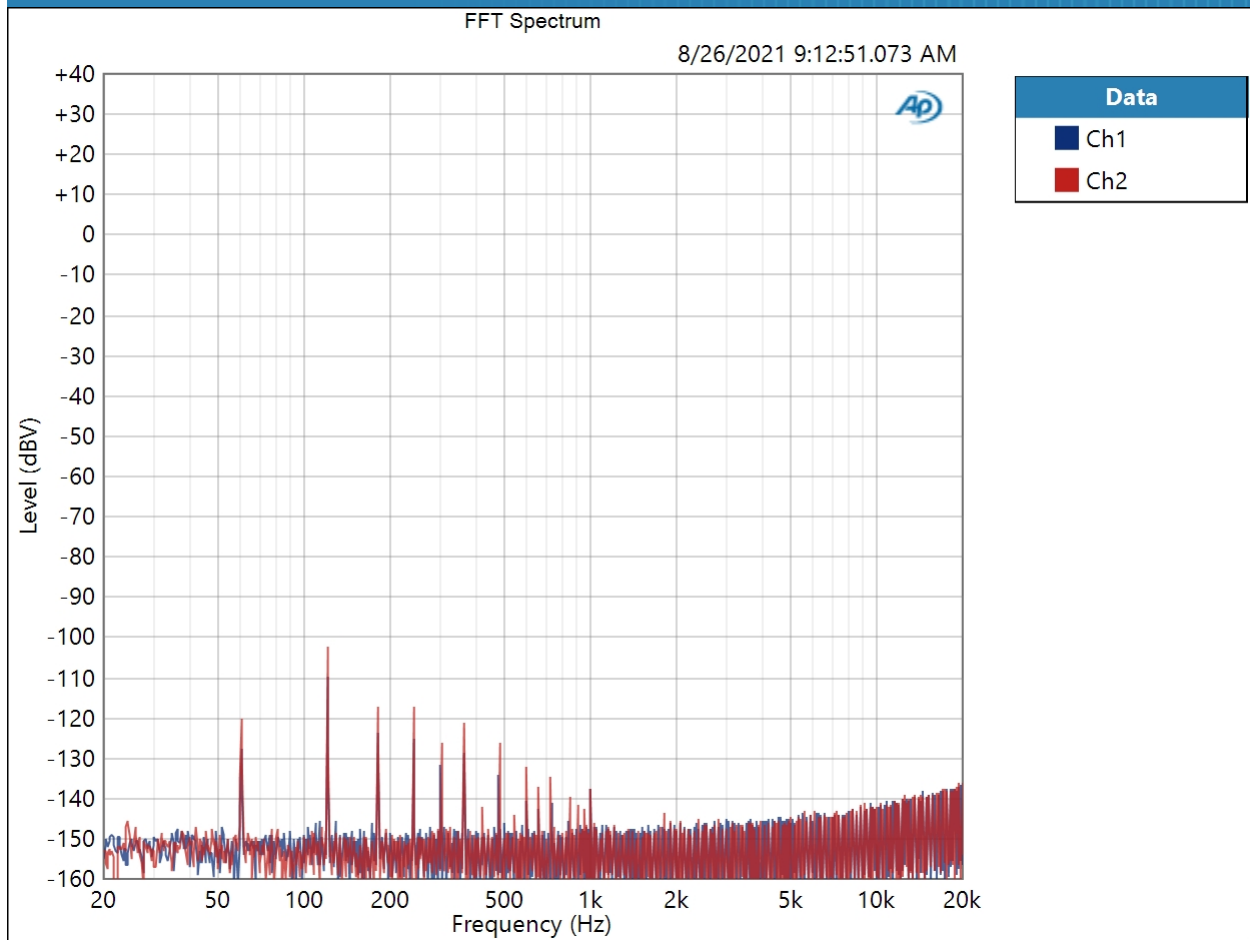


Result: PASSED

Single Ended : Signal Analyzer -144dB

Waveform: Sine
Generator Level: -144.000 dBFS
DC Offset: 0.000 D
Frequency: 1.00000 kHz
Secondary Source: None
Measured 1 8/26/2021 9:12:51 AM
Acquisition Type: Auto
Trigger: Free Run
Delay Time: 250.0 ms
Input Bandwidth: Use Signal Path
FFT Length: 256K
Averaging: Power
Averages: 3
Window: AP-Equiripple
Record Acquisition: False
Recording Type: Multiple Mono PCM (.wav)

FFT Spectrum (8/26/2021 9:12:51.073 AM)

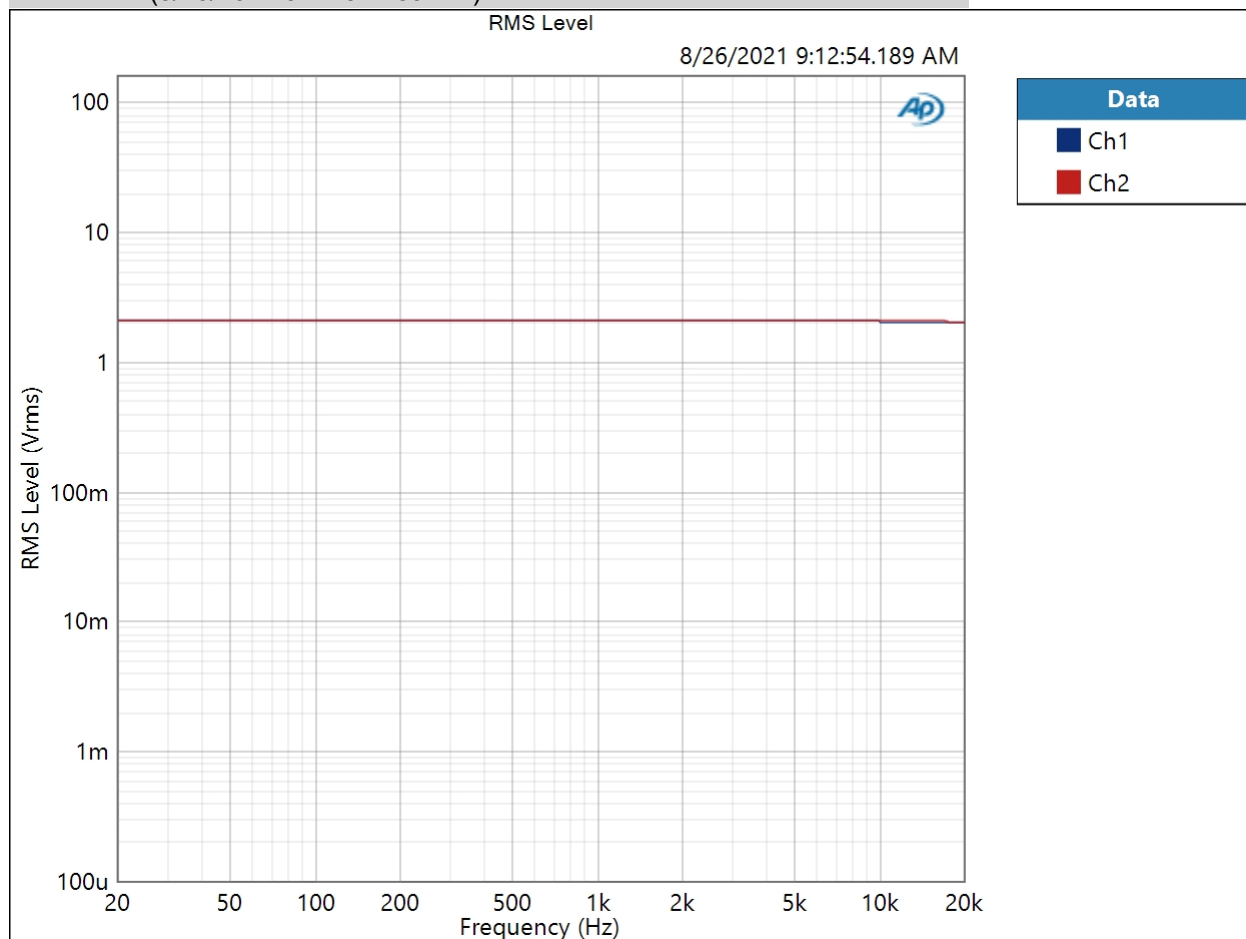


Result: PASSED

Single Ended : Frequency Response

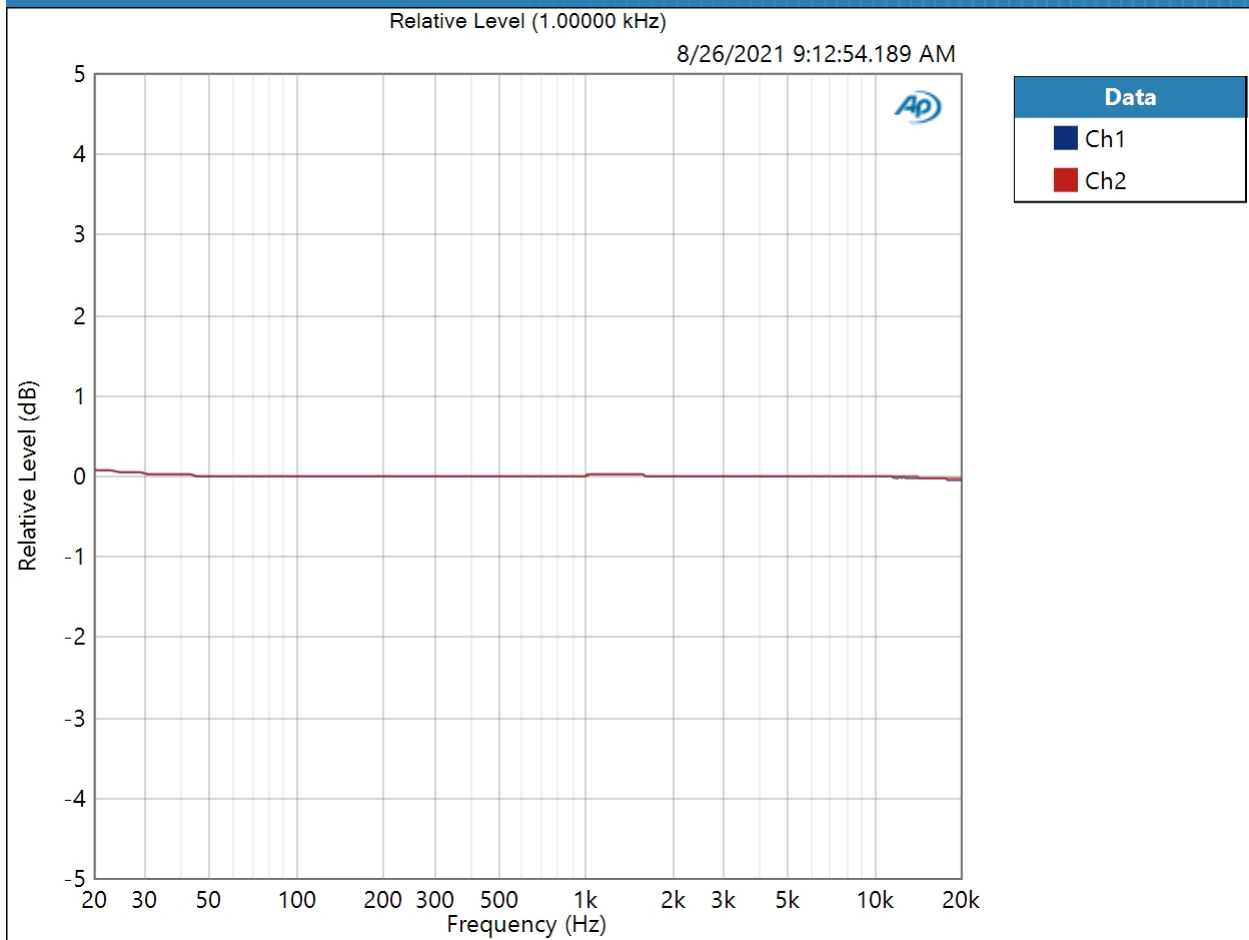
Start Frequency: 20.0000 Hz
 Stop Frequency: 20.0000 kHz
 Generator Level: -0.000 dBFS
 DC Offset: 0.000 D
 EQ: None
 Pre-Sweep: 100.0 ms
 Sweep: 350.0 ms
 Extend Acquisition By: 500.0 ms
 Secondary Source: None
 Measured 1 8/26/2021 9:12:54 AM

RMS Level (8/26/2021 9:12:54.189 AM)



Result: PASSED

Relative Level (1.00000 kHz) (8/26/2021 9:12:54.189 AM)



Relative Level (1.00000 kHz) Parameters

Mode: Normalized at Reference

Ref Frequency: 1.00000 kHz

Result: PASSED

Deviation (20.0000 Hz - 20.0000 kHz) (8/26/2021 9:12:54.189 AM)

Ch1 ± 0.076 dB

Ch2 ± 0.069 dB

Deviation (20.0000 Hz - 20.0000 kHz) Parameters

Min: 20.0000 Hz

Max: 20.0000 kHz

Single Ended : Signal to Noise Ratio

Waveform: Sine
Generator Level: -0.000 dBFS
DC Offset: 0.000 D
Frequency: 1.00000 kHz
High-pass Filter: Elliptic
High-pass Frequency: 20 Hz
Low-pass Filter: Elliptic
Low-pass Frequency: 20 kHz
Weighting Filter: A-wt.

Signal to Noise Ratio (8/26/2021 9:12:56.525 AM)

Ch1 110.422 dB
Ch2 110.411 dB

Single Ended : THD+N

Waveform: Sine
 Generator Level: -0.000 dBFS
 DC Offset: 0.000 D
 Frequency: 1.00000 kHz
 High-pass Filter: Elliptic
 High-pass Frequency: 20 Hz
 Low-pass Filter: Elliptic
 Low-pass Frequency: 20 kHz
 Weighting Filter: Signal Path
 Notch Tuning Mode: Measured Frequency

THD+N Ratio (8/26/2021 9:12:59.341 AM)

Ch1 0.001717 %
 Ch2 0.001295 %

THD Ratio (8/26/2021 9:12:59.341 AM)

Ch1 0.001424 %
 Ch2 0.000964 %

Noise Ratio (8/26/2021 9:12:59.341 AM)

Ch1 0.000938 %
 Ch2 0.000877 %

Distortion Product Ratio (8/26/2021 9:12:59.341 AM)

Channel	F	H2	H3	H4	H5	H6	H7	H8	H9	H10
	1.000k	2.000k	3.000k	4.000k	5.000k	6.000k	7.000k	8.000k	9.000k	10.00k
Ch1	-0.00	-122.76	-101.98	-113.88	-107.58	-122.25	-113.45	-126.82	-114.00	-129.15
	1.000k	2.000k	3.000k	4.000k	5.000k	6.000k	7.000k	8.000k	9.000k	10.00k
Ch2	-0.00	-127.62	-108.04	-127.67	-107.14	-127.81	-132.42	-121.09	-125.31	-125.29

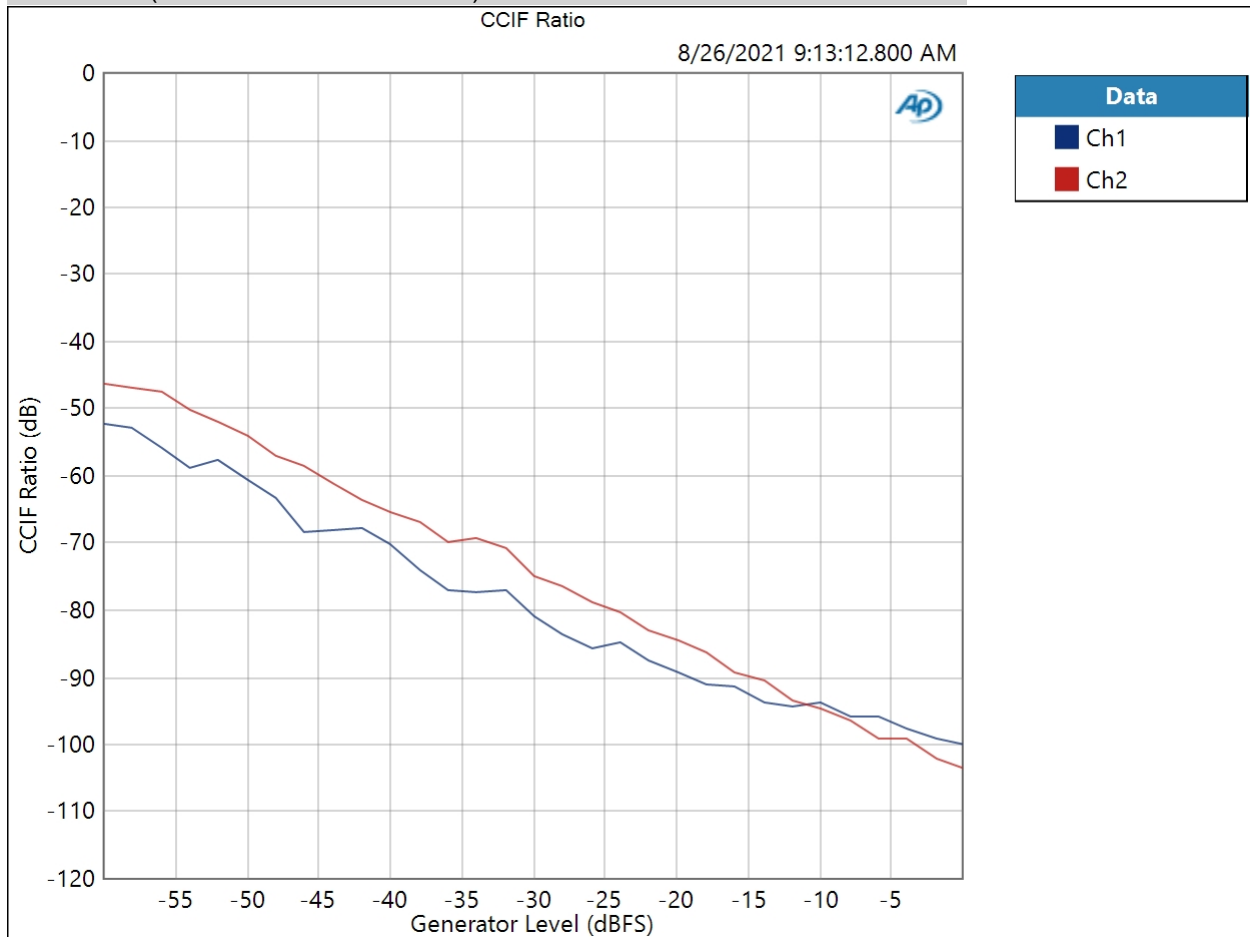
Distortion Product Ratio Parameters

Frequency Unit: Hz
 Ratio Unit: dB
 Channel: Ch1

Single Ended : IMD Level Sweep (CCIF)

IMD Type: CCIF
 Mean Frequency: 12.5000 kHz
 Diff Frequency: 80.0000 Hz
 IMD Split: False
 Start Level: -60.000 dBFS
 Stop Level: -0.000 dBFS
 Step Type: Linear
 Number of Points: 31
 Step Size: +2.000 dBFS
 Mode: d2
 Measured 1 8/26/2021 9:13:12 AM

CCIF Ratio (8/26/2021 9:13:12.800 AM)

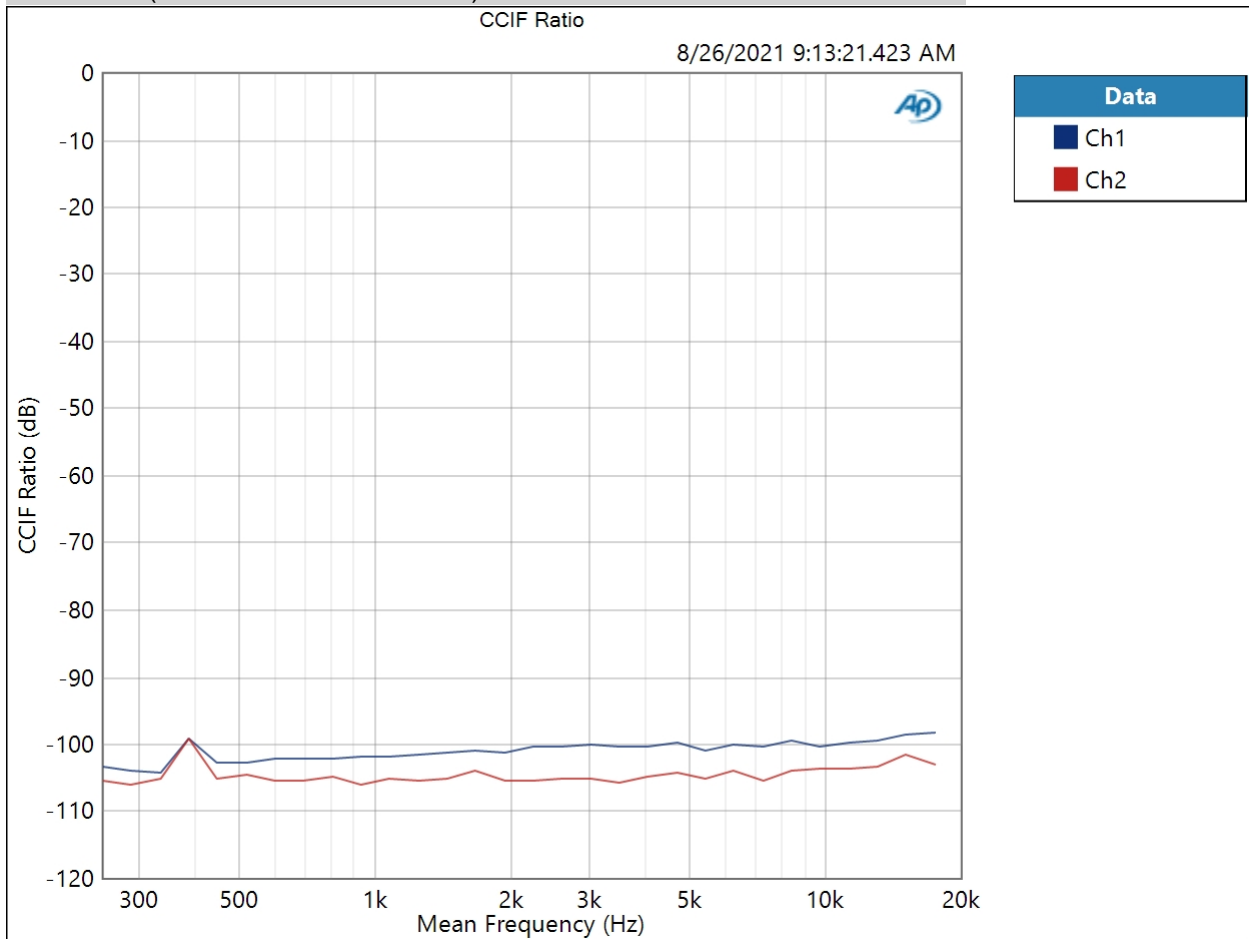


Result:  PASSED

Single Ended : IMD Frequency Sweep (CCIF)

Generator Level: -0.000 dBFS
 DC Offset: 0.000 D
 Sweep Frequency: Mean Frequency
 Diff Frequency: 80.0000 Hz
 IMD Split: False
 Start Frequency: 20.0000 kHz
 Stop Frequency: 250.000 Hz
 Step Type: Logarithmic
 Number of Points: 31
 Mode: d2
 Measured 1 8/26/2021 9:13:21 AM

CCIF Ratio (8/26/2021 9:13:21.423 AM)



Result:  PASSED

Single Ended : Crosstalk, One Channel Undriven

Waveform: Sine

Generator Level: -0.000 dBFS

DC Offset: 0.000 D

Frequency: 10.0000 kHz

Crosstalk (8/26/2021 9:13:24.717 AM)

Ch1 102.945 dB

Ch2 100.701 dB

Jitter : Signal Path Setup

Output Connector:	Digital Optical
Output Sample Rate:	44.1000 kHz
Output Bit Depth:	24
Dither:	Enabled
Output Mode:	Consumer
Status Bits:	Auto (Consumer)
Auto Range:	Enabled
Output EQ:	None
Input 1:	Analog Balanced
Input Bandwidth:	AC (<10 Hz) - 20 kHz (44.1 kHz SR)
Input EQ:	None
Channels:	2
Termination:	200 kohm
High Performance Sine Analyzer:	Enabled
Input 2:	None
Device Delay:	0.000 s

• References

dBr G:	-20.000 dBFS
Shared Frequency Reference:	1.00000 kHz
Analog Input	
dBrA:	1.000 Vrms
dBrB:	1.000 Vrms
dBrA Offset:	0.000 dB
dBrB Offset:	0.000 dB
dB SPL1:	10.00 mVrms
dB SPL2:	10.00 mVrms
dB SPL1 Calibrator Level:	94.000 dB SPL
dB SPL2 Calibrator Level:	94.000 dB SPL
dBm (Input Power):	600.0 ohm
W(watts) (Input Power):	8.000 ohm

• DCX

DCX is not detected.

• Clocks

Output Rate:	Track Output SR
Sync Out Level:	3.300 V

Sync Out Polarity:	Normal
Timebase Reference:	Internal
Jitter:	Disabled
• Triggers	
Source:	Off
Input Logic Level:	3.300 V
Edge:	Rising

Jitter : Jitter Level Sweep

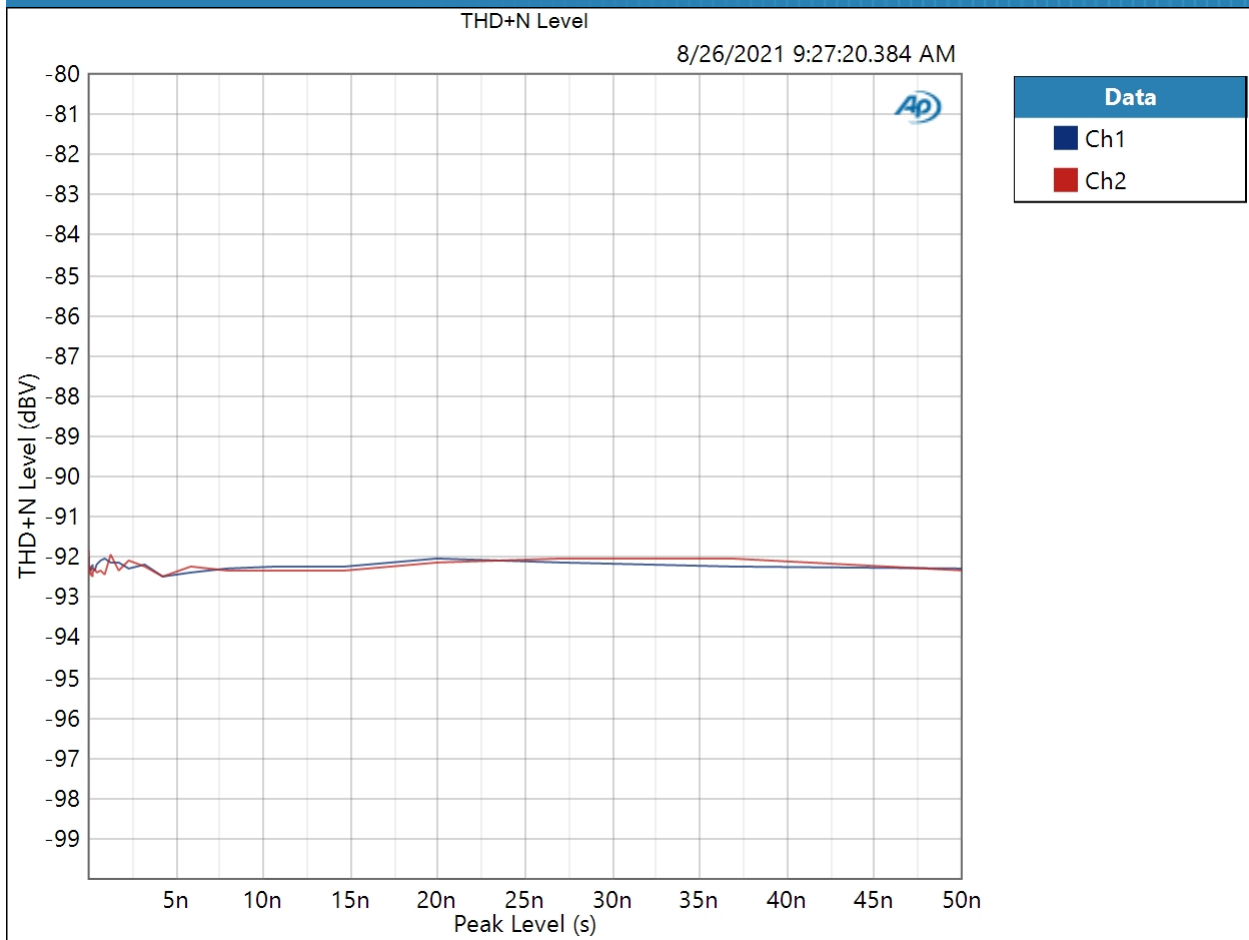
• Audio Generator

Waveform: Sine
Generator Level: -20.000 dBFS
DC Offset: 0.000 D
Frequency: 1.00000 kHz

• Jitter Generator

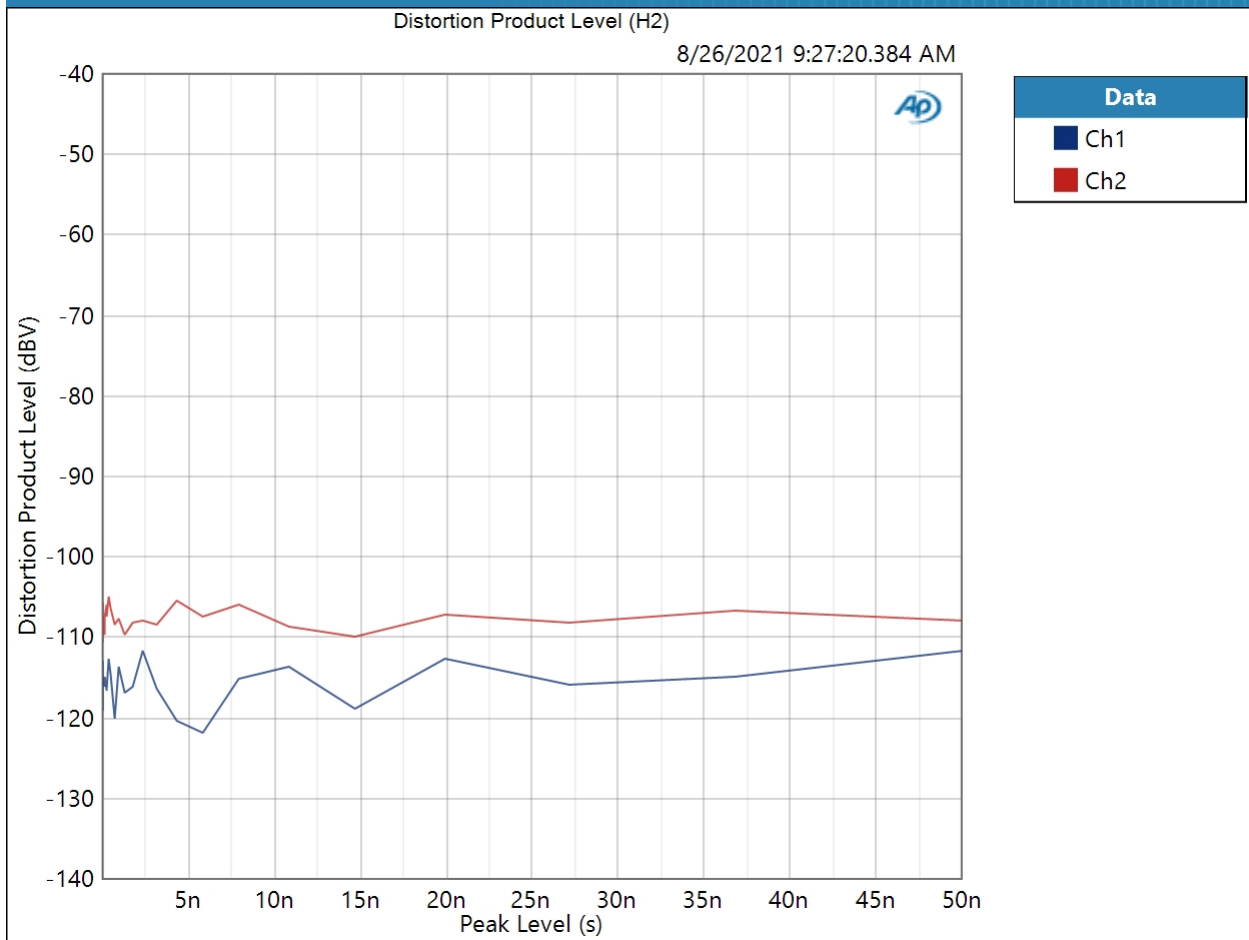
Jitter Waveform: Sine
Start Level: 5.000 ps
Stop Level: 50.00 ns
Step Type: Logarithmic
Number of Points: 31
Jitter Frequency: 1.00000 kHz
High-pass Filter: Signal Path
Low-pass Filter: Signal Path
Weighting Filter: A-wt.
Notch Tuning Mode: Generator Frequency
Secondary Source: None
Measured 1 8/26/2021 9:27:20 AM

THD+N Level (8/26/2021 9:27:20.384 AM)



Result: PASSED

Distortion Product Level (H2) (8/26/2021 9:27:20.384 AM)



Distortion Product Level (H2) Parameters

Harmonics: Single Harmonic

Harmonic Number: 2

Result: PASSED