

XB4A/XB4B

0.4-mm Pitch Board to FPC Connector

Low-profile type with a stacking height of 0.9 mm achieves easy operation and high contact reliability.


- The low-profile shape ensures the feel of a sharp “click” and a high retention force.
- Twist-resistant design allows removal in all directions.
- Easy insertion with self-alignment feature.
- Double contacts ensure highly reliable contact.
- Halogen Free (See note.)

Note: OMRON uses the following standard to determine halogen-free construction:
900 ppm max. for Br, 900 ppm max. for Cl, and 1,500 ppm max. for Br+Cl.

RoHS Compliant

■ Ratings and Specifications

| | |
|-------------------------------|---|
| Rated current | 0.3A AC/DC |
| Rated voltage | 50V AC/DC |
| Contact resistance | 60mΩ max. (at 20 mV DC max., 100 mA max.) |
| Insulation resistance | 100MΩ min. (at 250V DC) |
| Withstand voltage | 250V AC for 1 min. (leakage current: 1 mA max.) |
| Total insertion force | Pin number × 1.7N max. |
| Total removal force | Pin number × 0.1N min. |
| Insertion tolerance | 50 times |
| Ambient operating temperature | -30 to 85°C (with no icing at low temperatures) |



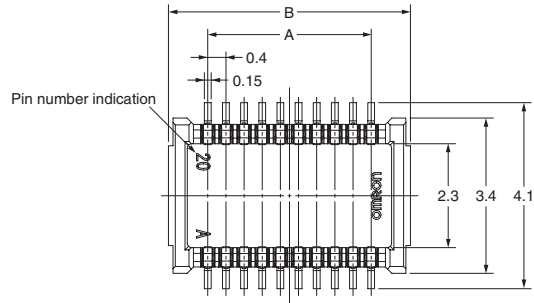
■ Materials and Finish

| | |
|----------|---|
| Housing | LCP resin (UL94V-0)/black |
| Contacts | Spring copper alloy/nickel substrate (2μm) Gold-plated contacts (0.15μm) |

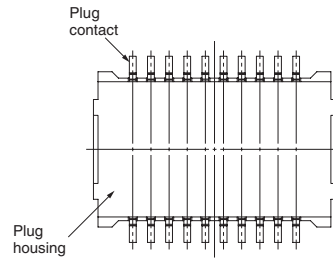
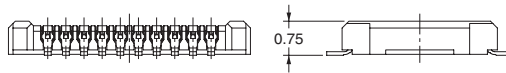
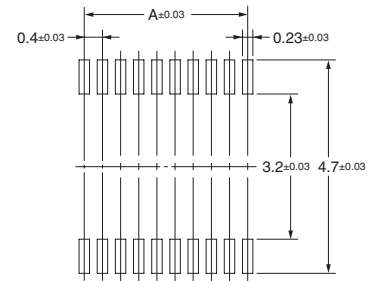
XB4A Plug, SMT terminal

■ Dimensions

XB4A-□□35-D



PCB Mating Dimensions (TOP VIEW)



Stacking state
(Stacking connector is XB4B.)

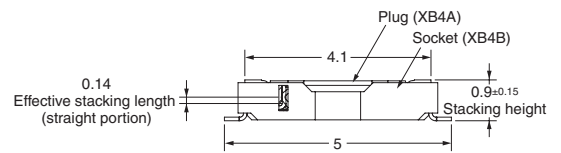


Table of Dimensions

| Pins (See *1.) | Model | A | B |
|----------------|--------------------|------|------|
| 24 | XB4A-2435-D | 4.4 | 6.1 |
| 40 | XB4A-4035-D | 7.6 | 9.3 |
| 50 | XB4A-5035-D | 9.6 | 11.3 |
| 60 | XB4A-6035-D | 11.6 | 13.3 |
| 80 | XB4A-8035-D | 15.6 | 17.3 |

■ Ordering Information (Please consult your trading company for the delivery date.)

| Pins (See *1.) | Model | Quantity per reel (unit) (See *2.) |
|----------------|--------------------|------------------------------------|
| 24 | XB4A-2435-D | 3,000 |
| 40 | XB4A-4035-D | |
| 50 | XB4A-5035-D | |
| 60 | XB4A-6035-D | |
| 80 | XB4A-8035-D | |

*1. Please consult your OMRON representative for available pin count.

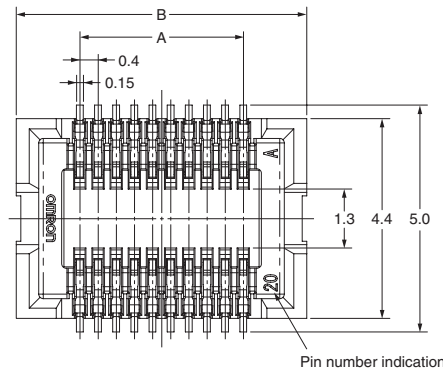
*2. Please order an integer multiple of the quantity per reel.

XB4A/XB4B

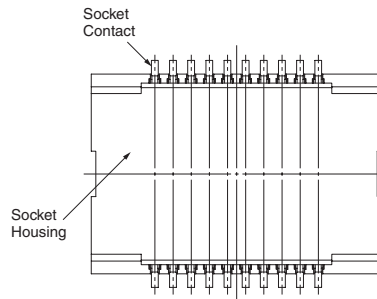
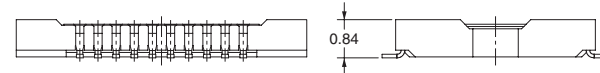
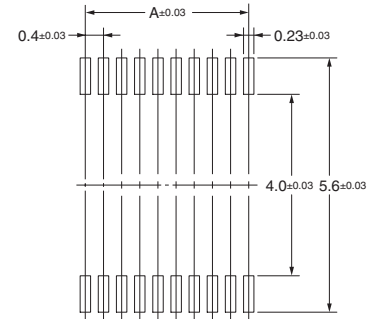
XB4B Socket, SMT Terminal

■ Dimensions

XB4B-□□35-D



PCB Mating Dimensions (TOP VIEW)



Stacking state
(Stacking connector is XB4A.)

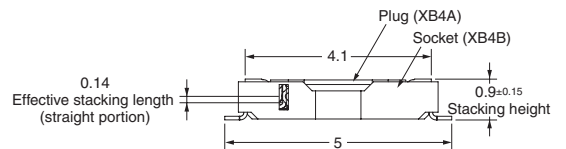


Table of Dimensions

| Pins (See *1.) | Model | A | B |
|----------------|-------------|------|------|
| 24 | XB4B-2435-D | 4.4 | 7.2 |
| 40 | XB4B-4035-D | 7.6 | 10.4 |
| 50 | XB4B-5035-D | 9.6 | 12.4 |
| 60 | XB4B-6035-D | 11.6 | 14.4 |
| 80 | XB4B-8035-D | 15.6 | 18.4 |

■ Ordering Information (Please consult your trading company for the delivery date.)

| Pins (See *1.) | Model | Quantity per reel (unit) (See *2.) |
|----------------|-------------|------------------------------------|
| 24 | XB4B-2435-D | 3,000 |
| 40 | XB4B-4035-D | |
| 50 | XB4B-5035-D | |
| 60 | XB4B-6035-D | |
| 80 | XB4B-8035-D | |

*1. Please consult your OMRON representative for available pin count.

*2. Please order an integer multiple of the quantity per reel.